

Competitive Benchmarking Report

SAMPLE HOSPITAL

A comparative assessment of quality and patient safety,
derived from measures on the Leapfrog Hospital Survey.



Breakdown by Measure (Page 1 of 3)

VBP Measure Scores and VBP Measure Weights for each of the measures that apply to this hospital are shown here, alongside national, state, and cohort averages for benchmarking.

Each measure on the Leapfrog Hospital Survey is scored according to the Leapfrog VBP Program™ methodology. The measures within each domain are weighted based on the following criteria: **Volume** (number of patients impacted by the measure), **Harm** (severity of harm being measured or resulting from hospitals not adhering to the clinical guidelines being measured), and **Resource Use** (avoidance of costs related to the measure). Weights for each measure and each domain are specific to this hospital based on the data available from this Survey.

VBP MEASURE SCORE COMPARED TO NATIONAL AVERAGE

- > 10 Points Better or Top Performance
- ± 10 Points
- > 10 Points Worse
- Not Available

PENDING VERIFICATION Pending Leapfrog Verification

State: SAMPLE STATE
 Cohort: SAMPLE COHORT

DOMAIN	DOMAIN WEIGHT	MEASURE WEIGHT	MEASURE	2023 VBP MEASURE SCORE	BENCHMARKS		
					NATIONAL N=2016	STATE N=53	COHORT N=126
Medication Safety	14.00%	5.48%	Computerized Physician Order Entry (CPOE)	100	91	93	93
		4.87%	Bar Code Medication Administration (BCMA)	100	95	96	96
		3.65%	Medication Reconciliation	100	66	75	68
Patient Centered Practices & Inpatient Care	22.00%	2.34%	Billing Ethics *	61	66	65	68
		2.34%	Informed Consent *	71	63	66	62
		1.40%	Never Events Policy	100	81	59	77
		3.28%	ICU Physician Staffing	100	77	77	98
		2.34%	Culture of Safety Leadership Structures and Systems	100	83	80	83
		2.34%	Culture Measurement, Feedback, and Intervention	16	86	82	91
		2.81%	Total Nursing Care Hours per Patient Day *	100	63	70	72
		2.81%	RN Hours per Patient Day *	100	63	68	72
		2.34%	Hand Hygiene	100	84	90	82
Infections	20.00%	4.44%	CLABSI	81	51	58	47
		3.89%	CAUTI	88	54	49	56
		2.78%	SSI: Colon	73	53	69	46
		4.44%	MRSA	40	52	42	48
		4.44%	C.Diff.	100	54	71	50

* Added in 2023

Breakdown by Measure (Page 2 of 3)

VBP Measure Scores and VBP Measure Weights for each of the measures that apply to this hospital are shown here, alongside national, state, and cohort averages for benchmarking.

Each measure on the Leapfrog Hospital Survey is scored according to the Leapfrog VBP Program™ methodology. The measures within each domain are weighted based on the following criteria: **Volume** (number of patients impacted by the measure), **Harm** (severity of harm being measured or resulting from hospitals not adhering to the clinical guidelines being measured), and **Resource Use** (avoidance of costs related to the measure). Weights for each measure and each domain are specific to this hospital based on the data available from this Survey.

VBP MEASURE SCORE COMPARED TO NATIONAL AVERAGE

- > 10 Points Better or Top Performance
- ± 10 Points
- > 10 Points Worse
- Not Available
- PENDING VERIFICATION Pending Leapfrog Verification

State: SAMPLE STATE
 Cohort: SAMPLE COHORT

					BENCHMARKS		
DOMAIN	DOMAIN WEIGHT	MEASURE WEIGHT	MEASURE	2023 VBP MEASURE SCORE	NATIONAL N=2016	STATE N=53	COHORT N=126
Pediatric Care	10.00%	0.00%	CAHPS Child Hospital Survey	N/A	31	43	65
		5.00%	Pediatric CT Radiation Dose - Head	72	56	63	60
		5.00%	Pediatric CT Radiation Dose - Abdomen/Pelvis	100	58	64	63
		0.00%	Norwood Procedures	N/A	9	N/A	N/A
Outpatient Procedures	10.00%	1.72%	Patient Recovery - Adult	100	76	85	80
		1.72%	Patient Recovery - Pediatric	100	74	85	78
		1.72%	Unplanned Visits after Colonoscopy *	89	54	66	58
		2.07%	Safe Surgery Checklist - Outpatient	100	67	71	67
		1.38%	Medication and Allergy Documentation	100	57	66	58
		1.38%	Patient Experience (OAS CAHPS)	76	61	70	64

* Added in 2023

Breakdown by Measure (Page 3 of 3)

VBP Measure Scores and VBP Measure Weights for each of the measures that apply to this hospital are shown here, alongside national, state, and cohort averages for benchmarking.

Each measure on the Leapfrog Hospital Survey is scored according to the Leapfrog VBP Program™ methodology. The measures within each domain are weighted based on the following criteria: **Volume** (number of patients impacted by the measure), **Harm** (severity of harm being measured or resulting from hospitals not adhering to the clinical guidelines being measured), and **Resource Use** (avoidance of costs related to the measure). Weights for each measure and each domain are specific to this hospital based on the data available from this Survey.

VBP MEASURE SCORE COMPARED TO NATIONAL AVERAGE

- > 10 Points Better or Top Performance
- ± 10 Points
- > 10 Points Worse
- Not Available
- PENDING VERIFICATION Pending Leapfrog Verification

State: SAMPLE STATE
 Cohort: SAMPLE COHORT

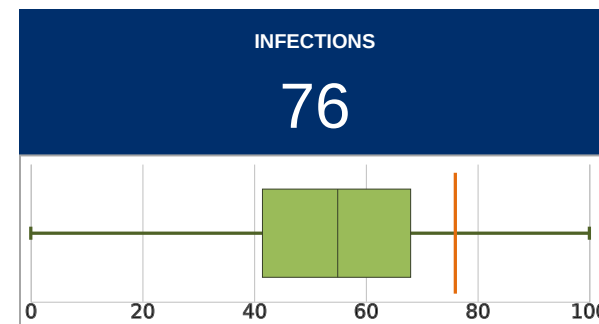
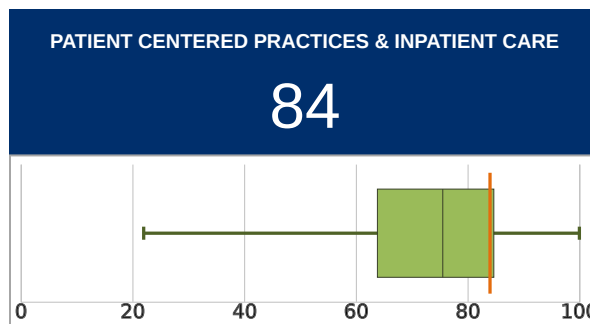
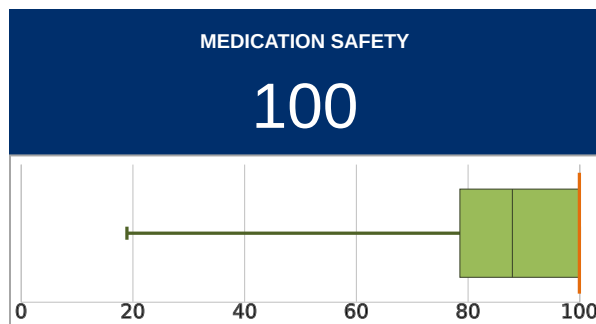
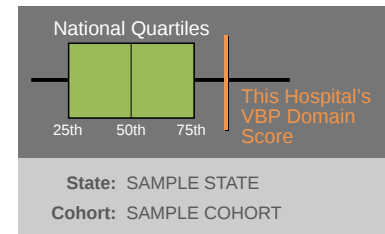
DOMAIN	DOMAIN WEIGHT	MEASURE WEIGHT	MEASURE	2023 VBP MEASURE SCORE	BENCHMARKS		
					NATIONAL N=2016	STATE N=53	COHORT N=126
Maternity Care	12.00%	1.94%	Elective Deliveries	100	89	100	91
		2.32%	Cesarean Birth	14	52	45	44
		1.94%	Episiotomy	54	65	69	75
		1.94%	Newborn Bilirubin Screening Prior to Discharge	100	97	100	97
		1.94%	Appropriate DVT Prophylaxis	100	88	94	90
		1.94%	High-Risk Deliveries	77	66	66	87
Adult Complex Surgery	12.00%	2.40%	Carotid Endarterectomy	63	51	62	70
		0.00%	Mitral Valve Repair and Replacement	N/A	44	59	73
		0.00%	Open Aortic Procedures	N/A	47	64	74
		0.00%	Lung Resection for Cancer	N/A	49	62	72
		0.00%	Esophageal Resection for Cancer	N/A	42	55	72
		0.00%	Pancreatic Resection for Cancer	N/A	44	60	72
		2.40%	Rectal Cancer Surgery	81	53	67	73
		0.00%	Bariatric Surgery for Weight Loss	N/A	50	59	66
		2.40%	Total Hip Replacement Surgery	100	56	69	65
		2.40%	Total Knee Replacement Surgery	100	57	70	63
		2.40%	Safe Surgery Checklist - Inpatient *	100	67	64	68

* Added in 2023

Breakdown by Domain (Page 1 of 3)

This hospital's VBP Domain Scores (on a 0-100 scale) for three of the applicable domains are shown here, alongside the national, state, and cohort distribution. The measures included in each domain and the weights for each domain are shown on the previous Breakdown by Measure pages.

Each domain contributes a prescribed percentage to this hospital's overall VBP Value Score: Medication Safety (14.00%), Patient Centered Practices & Inpatient Care (22.00%) and Infections (20.00%).



VBP DOMAIN SCORE STATISTICS

	NATIONAL N=2016	STATE N=53	COHORT N=126
25th Percentile	78.61	83.57	83.57
50th Percentile (Median)	88.00	88.00	88.00
75th Percentile	100.00	100.00	100.00
Average	85.74	89.49	87.82
Count of Included Hospitals	2016	53	126

VBP DOMAIN SCORE STATISTICS

	NATIONAL N=2016	STATE N=53	COHORT N=126
25th Percentile	63.84	64.15	70.43
50th Percentile (Median)	75.54	74.26	80.43
75th Percentile	84.68	83.21	89.47
Average	73.33	73.79	78.87
Count of Included Hospitals	2016	53	126

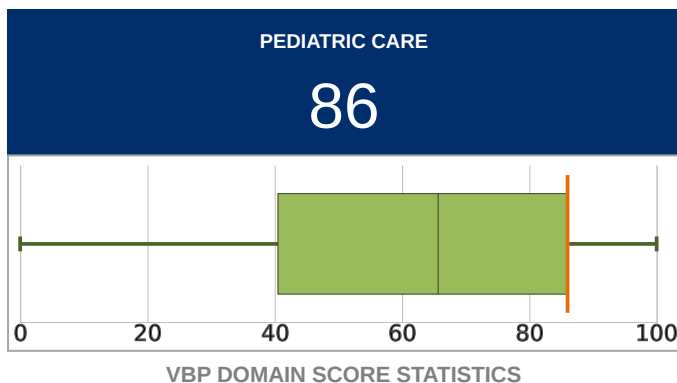
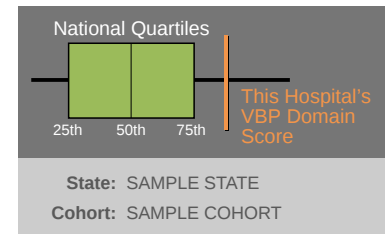
VBP DOMAIN SCORE STATISTICS

	NATIONAL N=1926	STATE N=52	COHORT N=126
25th Percentile	41.47	51.20	40.36
50th Percentile (Median)	54.94	61.30	50.24
75th Percentile	68.00	73.76	58.08
Average	54.14	62.29	49.93
Count of Included Hospitals	1926	52	126

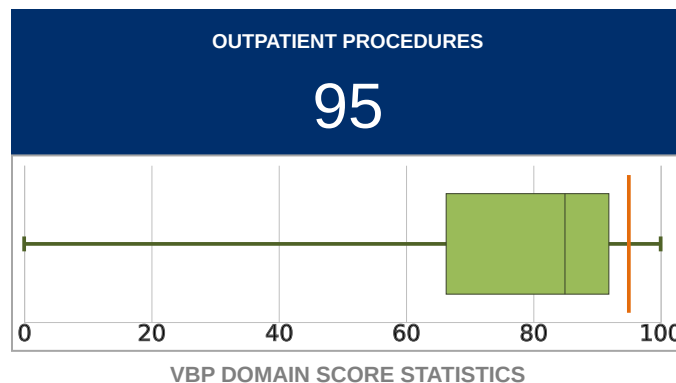
Breakdown by Domain (Page 2 of 3)

This hospital's VBP Domain Scores (on a 0-100 scale) for two of the applicable domains are shown here, alongside the national, state, and cohort distribution. The measures included in each domain and the weights for each domain are shown on the previous Breakdown by Measure pages.

Each domain contributes a prescribed percentage to this hospital's overall VBP Value Score: Pediatric Care (10.00%) and Outpatient Procedures (10.00%).



	NATIONAL N=1795	STATE N=53	COHORT N=115
25th Percentile	40.50	48.50	40.50
50th Percentile (Median)	65.67	72.00	75.00
75th Percentile	86.00	86.00	98.00
Average	57.10	65.31	63.00
Count of Included Hospitals	1795	53	115

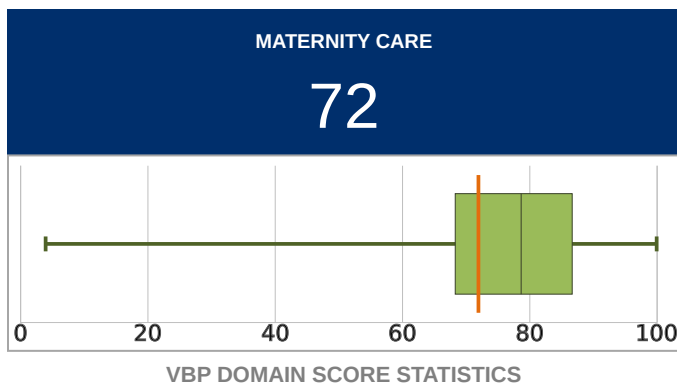
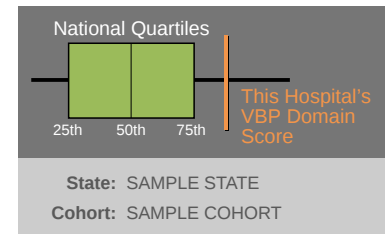


	NATIONAL N=1994	STATE N=53	COHORT N=126
25th Percentile	66.30	77.46	67.79
50th Percentile (Median)	84.97	86.90	84.00
75th Percentile	91.86	91.86	91.03
Average	66.49	74.51	68.21
Count of Included Hospitals	1994	53	126

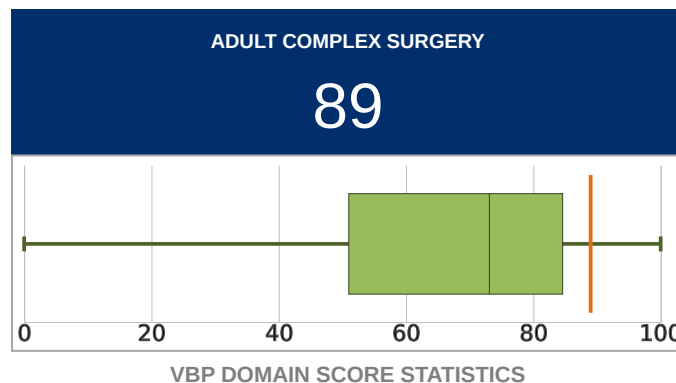
Breakdown by Domain (Page 3 of 3)

This hospital's VBP Domain Scores (on a 0-100 scale) for two of the applicable domains are shown here, alongside the national, state, and cohort distribution. The measures included in each domain and the weights for each domain are shown on the previous Breakdown by Measure pages.

Each domain contributes a prescribed percentage to this hospital's overall VBP Value Score: Maternity Care (12.00%) and Adult Complex Surgery (12.00%).



	NATIONAL N=1478	STATE N=41	COHORT N=115
25th Percentile	68.35	72.23	74.03
50th Percentile (Median)	78.71	79.54	81.52
75th Percentile	86.73	88.12	87.68
Average	76.31	78.92	79.40
Count of Included Hospitals	1478	41	115



	NATIONAL N=1886	STATE N=51	COHORT N=126
25th Percentile	51.00	63.67	73.45
50th Percentile (Median)	73.09	72.13	85.59
75th Percentile	84.60	88.25	90.45
Average	60.30	67.70	70.37
Count of Included Hospitals	1886	51	126

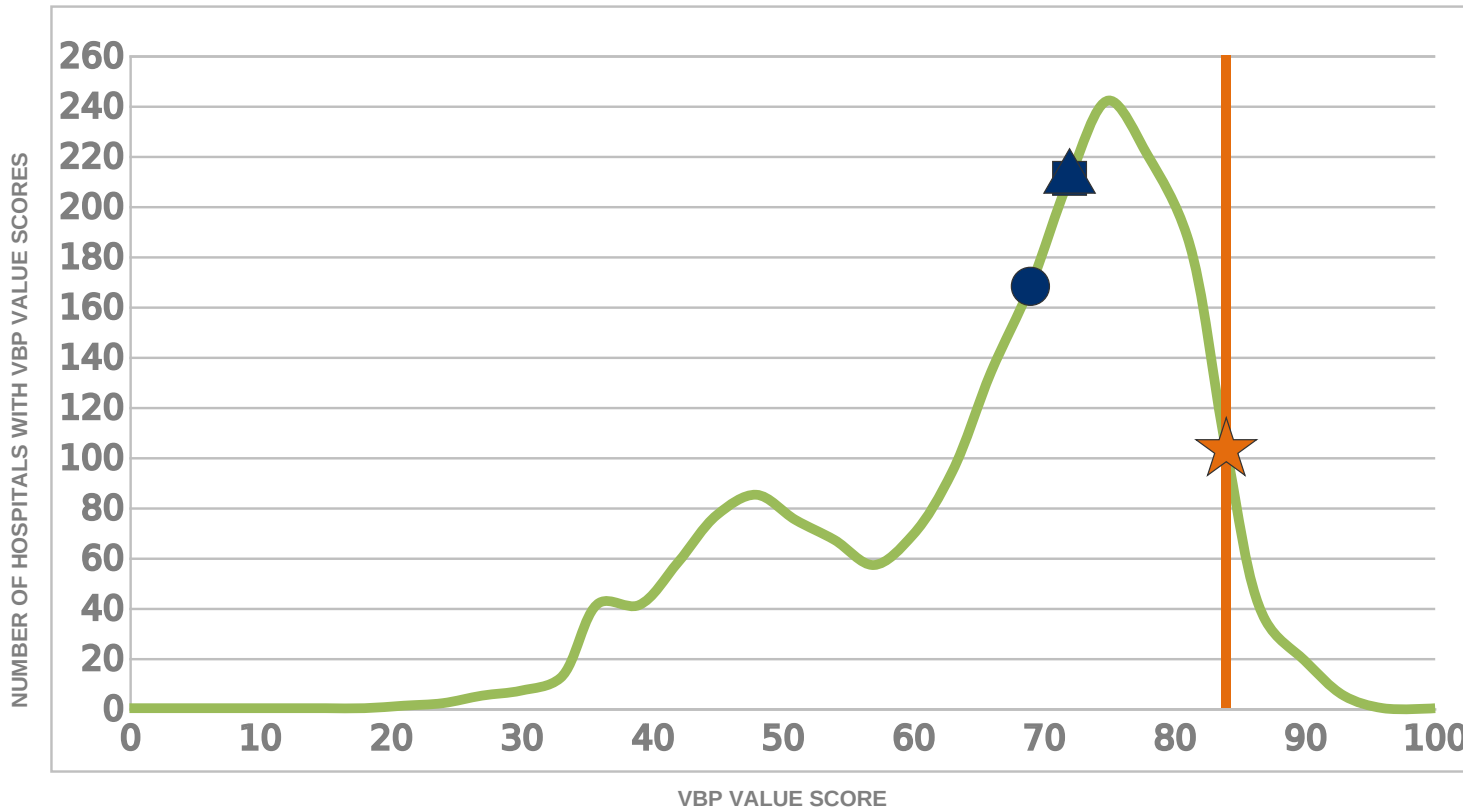
This Hospital's VBP Value Score

VBP Measure Scores for each of the applicable 44 Leapfrog Hospital Survey measures included in the Leapfrog VBP Program are used to calculate an overall composite score referred to as the VBP Value Score, which ranges from 0 (worst performance) to 100 (best performance).

The histogram graphs all VBP Value Scores of hospitals participating in the 2023 Leapfrog Hospital Survey and illustrates, with an orange star, this hospital's VBP Value Score. This hospital's decile ranking is reflective of performance among all scored hospitals nationally.

★	THIS HOSPITAL'S VBP VALUE SCORE	85
●	NATIONAL AVERAGE	68
■	STATE AVERAGE	73
▲	CUSTOM COHORT AVERAGE	71
State: SAMPLE STATE		
Cohort: SAMPLE COHORT		

NATIONAL VBP VALUE SCORE DISTRIBUTION



DECILE	VBP VALUE SCORE
Top	83 and Above
2nd	80-82
3rd	77-79
4th	75-76
5th	72-74
6th	68-71
7th	63-67
8th	53-62
9th	46-52
10th	45 and Below

Past Performance (Page 1 of 3)

Comparisons of this hospital's 2023 VBP Measure Scores to this hospital's 2022 VBP Measure Scores are shown here. For hospitals that participated in the 2022 Leapfrog Hospital Survey, 2022 VBP Measure Scores are displayed alongside 2023 VBP Measure Scores to allow hospitals to see areas where performance has improved and areas where improvement may still be needed.

2022 & 2023 VBP Measure Score Comparison

- ★★★★ Top Performance Both Years
- ↑ > 10 Points Better
- ± 10 Points
- ↓ > 10 Points Worse
- N/A Not Available
- PENDING VERIFICATION Pending Leapfrog Verification

DOMAIN	MEASURE	2022 VBP MEASURE SCORE	2023 VBP MEASURE SCORE	CHANGE FROM 2022
Medication Safety	Computerized Physician Order Entry (CPOE)	100	100	★★★★
	Bar Code Medication Administration (BCMA)	100	100	★★★★
	Medication Reconciliation	100	100	★★★★
Patient Centered Practices & Inpatient Care	Billing Ethics	N/A	61	
	Informed Consent	N/A	71	
	Never Events Policy	100	100	★★★★
	ICU Physician Staffing	100	100	★★★★
	Culture of Safety Leadership Structures and Systems	100	100	★★★★
	Culture Measurement, Feedback, and Intervention	17	16	○
	Total Nursing Care Hours per Patient Day	N/A	100	
	RN Hours per Patient Day	N/A	100	
	Hand Hygiene	100	100	★★★★
Infections	CLABSI	65	81	↑
	CAUTI	54	88	↑
	SSI: Colon	63	73	○
	MRSA	77	40	↓
	C.Diff.	66	100	↑

Past Performance (Page 2 of 3)

Comparisons of this hospital's 2023 VBP Measure Scores to this hospital's 2022 VBP Measure Scores are shown here. For hospitals that participated in the 2022 Leapfrog Hospital Survey, 2022 VBP Measure Scores are displayed alongside 2023 VBP Measure Scores to allow hospitals to see areas where performance has improved and areas where improvement may still be needed.

2022 & 2023 VBP Measure Score Comparison

- ★ ★ ★ Top Performance Both Years
- ↑ > 10 Points Better
- ± 10 Points
- ↓ > 10 Points Worse
- N/A Not Available
- PENDING VERIFICATION Pending Leapfrog Verification

DOMAIN	MEASURE	2022 VBP MEASURE SCORE	2023 VBP MEASURE SCORE	CHANGE FROM 2022
Pediatric Care	CAHPS Child Hospital Survey	95	N/A	
	Pediatric CT Radiation Dose - Head	100	72	↓
	Pediatric CT Radiation Dose - Abdomen/Pelvis	100	100	★ ★ ★
	Norwood Procedures	N/A	N/A	
Outpatient Procedures	Patient Recovery - Adult	100	100	★ ★ ★
	Patient Recovery - Pediatric	100	100	★ ★ ★
	Unplanned Visits after Colonoscopy	N/A	89	
	Safe Surgery Checklist - Outpatient	100	100	★ ★ ★
	Medication and Allergy Documentation	67	100	↑
	Patient Experience (OAS CAHPS)	87	76	↓

Past Performance (Page 3 of 3)

Comparisons of this hospital's 2023 VBP Measure Scores to this hospital's 2022 VBP Measure Scores are shown here. For hospitals that participated in the 2022 Leapfrog Hospital Survey, 2022 VBP Measure Scores are displayed alongside 2023 VBP Measure Scores to allow hospitals to see areas where performance has improved and areas where improvement may still be needed.

2022 & 2023 VBP Measure Score Comparison

- ★★★★ Top Performance Both Years
- ↑ > 10 Points Better
- ± 10 Points
- ↓ > 10 Points Worse
- N/A Not Available
- PENDING VERIFICATION Pending Leapfrog Verification

DOMAIN	MEASURE	2022 VBP MEASURE SCORE	2023 VBP MEASURE SCORE	CHANGE FROM 2022
Maternity Care	Elective Deliveries	100	100	★★★★
	Cesarean Birth	13	14	●
	Episiotomy	64	54	●
	Newborn Bilirubin Screening Prior to Discharge	100	100	★★★★
	Appropriate DVT Prophylaxis	100	100	★★★★
	High-Risk Deliveries	76	77	●
Adult Complex Surgery	Carotid Endarterectomy	100	63	↓
	Mitral Valve Repair and Replacement	100	N/A	
	Open Aortic Procedures	100	N/A	
	Lung Resection for Cancer	100	N/A	
	Esophageal Resection for Cancer	96	N/A	
	Pancreatic Resection for Cancer	100	N/A	
	Rectal Cancer Surgery	100	81	↓
	Bariatric Surgery for Weight Loss	N/A	N/A	
	Total Hip Replacement Surgery	100	100	★★★★
	Total Knee Replacement Surgery	100	100	★★★★
Safe Surgery Checklist - Inpatient	N/A	100		

Overview of the Leapfrog Value-Based Purchasing Program

This Competitive Benchmarking Report is based on the Leapfrog Value-Based Purchasing (VBP) Program™ methodology.

The Leapfrog Value-Based Purchasing (VBP) Program™ is a comprehensive hospital pay-for-performance program that creates composite scores from the measures on the Leapfrog Hospital Survey and focuses on the most important national patient safety, quality, and resource use standards. This program allows users to benchmark hospital performance nationally, state-wide, and regionally against other hospitals and with hospitals that have similar characteristics, such as bed size, teaching status, type, etc. Performance can be compared by:

- VBP Measure Scores
- VBP Domain Scores
- VBP Value Score

VBP Measure Scores, VBP Domain Scores, and the VBP Value Score are used by employers, purchasers, and health plans to inform network design, recognition programs, and value-based payment programs. VBP data are used by hospitals for internal benchmarking, board and staff engagement, and to inform quality improvement efforts.

Individual hospital data and comparative data from the Leapfrog VBP Program are provided in this Competitive Benchmarking Report. Competitive Benchmarking Reports are only available for hospitals that complete the 2023 Leapfrog Hospital Survey.

Hospitals are assigned a numerical VBP Measure Score for each individual measure on the Leapfrog Hospital Survey, ranging from 0 (worst performance) to 100 (best performance). These individual VBP Measure Scores are each assigned to one of up to seven applicable domains, weighted, and then used to calculate VBP Domain Scores and a VBP Value Score. The standard weight for each domain is included below; for hospitals for which certain domains are not applicable, the weights of the remaining domains are adjusted. This hospital's final weight for each domain is included on the previous pages. Note: For children's hospitals, some domains may not appear on this report if the hospital indicated that they are not applicable.

- Medication Safety (14%): Computerized Physician Order Entry (CPOE), Bar Code Medication Administration (BCMA), and Medication Reconciliation
- Patient Centered Practices & Inpatient Care (22%): Billing Ethics, Informed Consent, Never Events, ICU Physician Staffing (IPS), NQF Safe Practice #1 - Culture of Safety Leadership Structures and Systems, NQF Safe Practice #2 - Culture Measurement, Feedback and Intervention, Total Nursing Care Hours per Patient Day, RN Hours per Patient Day, and Hand Hygiene
- Infections (20%): Central-Line Associated Blood Stream Infections (CLABSI) in ICUs and Select Wards, Catheter-Associated Urinary Tract Infections (CAUTI) in ICUs and Select Wards, Surgical Site Infections from Colon Surgery (SSI: Colon), Facility-wide inpatient Methicillin-resistant Staphylococcus Aureus (MRSA) Blood Laboratory-identified Events, and Facility-wide inpatient Clostridium difficile (C.Diff.) Laboratory-identified Events
- Pediatric Care (10%): CAHPS Child Hospital Survey, Pediatric Computed Tomography (CT) Radiation Dose for Head Scans, Pediatric Computed Tomography (CT) Radiation Dose for Abdomen/Pelvis Scans, and Norwood Procedures
- Outpatient Procedures (10%): Patient Recovery – Adult, Patient Recovery – Pediatric, Unplanned Visit after Colonoscopy, Safe Surgery Checklist - Outpatient, Medication and Allergy Documentation, and Patient Experience (OAS CAHPS)
- Maternity Care (12%): Elective Delivery, Cesarean Birth, Episiotomy, Newborn Bilirubin Screening Prior to Discharge, Appropriate DVT Prophylaxis, and High-Risk Deliveries
- Adult Complex Surgery (12%): Carotid Endarterectomy, Mitral Valve Repair and Replacement, Open Aortic Procedures, Lung Resection for Cancer, Esophageal Resection for Cancer, Pancreatic Resection for Cancer, Rectal Cancer Surgery, Bariatric Surgery for Weight Loss, Total Hip Replacement Surgery, Total Knee Replacement Surgery, and Safe Surgery Checklist - Inpatient

Measures within each domain are weighted based on the following criteria: Volume (number of patients impacted by the measure), Harm (severity of harm being measured or resulting from hospitals not adhering to the clinical guidelines being measured), and Resource Use (avoidance of costs related to the measure).



[LEARN MORE](https://www.leapfroggroup.org/VBP-Program)

www.leapfroggroup.org/VBP-Program



[LEARN MORE](https://www.leapfroggroup.org/hospital)

www.leapfroggroup.org/hospital

How to Use this Report

This Competitive Benchmarking Report is based on the Leapfrog Value-Based Purchasing (VBP) Program™ Methodology.

Leapfrog's Competitive Benchmarking Reports summarize and benchmark hospitals' Leapfrog Hospital Survey Results. The reports are designed to help hospitals present their Survey Results in an easy-to-understand format to engage multiple stakeholder groups, including medical staff, administrators, front-line caregivers, and boards of directors. In addition to summarizing performance on up to 44 national measures of safety, quality, and efficiency, the reports can be used to highlight areas of excellence and identify areas for improvement.

To take full advantage of the features of this report, hospitals should:

- Use the color-coded VBP Measure Scores to identify areas of excellence and opportunities for improvement
- Use the color-coded VBP Measure Scores to prioritize quality improvement initiatives
- Use the VBP Measure Scores and VBP Domain Scores to engage hospital leadership in a dialogue around performance on quality and safety
- Use the cohort, state, and national averages to set goals for improvement
- Use the overall VBP Value Score and decile ranking to set goals for improvement

In some markets, health plans are utilizing the Leapfrog VBP Program as a pay-for-performance or financial reward tool. Hospitals interested in securing financial recognition for their participation in and performance on the Leapfrog Hospital Survey should speak with their contracted health plans about opportunities to implement the Leapfrog Value-Based Purchasing Program.

For questions about this report, please contact Leapfrog's Help Desk:
<https://leapfroghelpdesk.zendesk.com>

